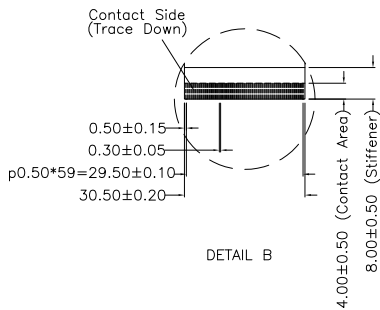
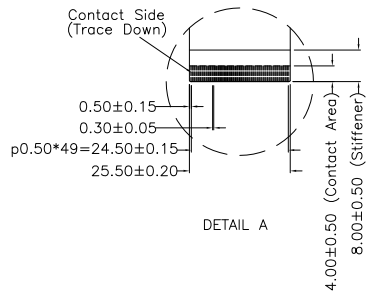
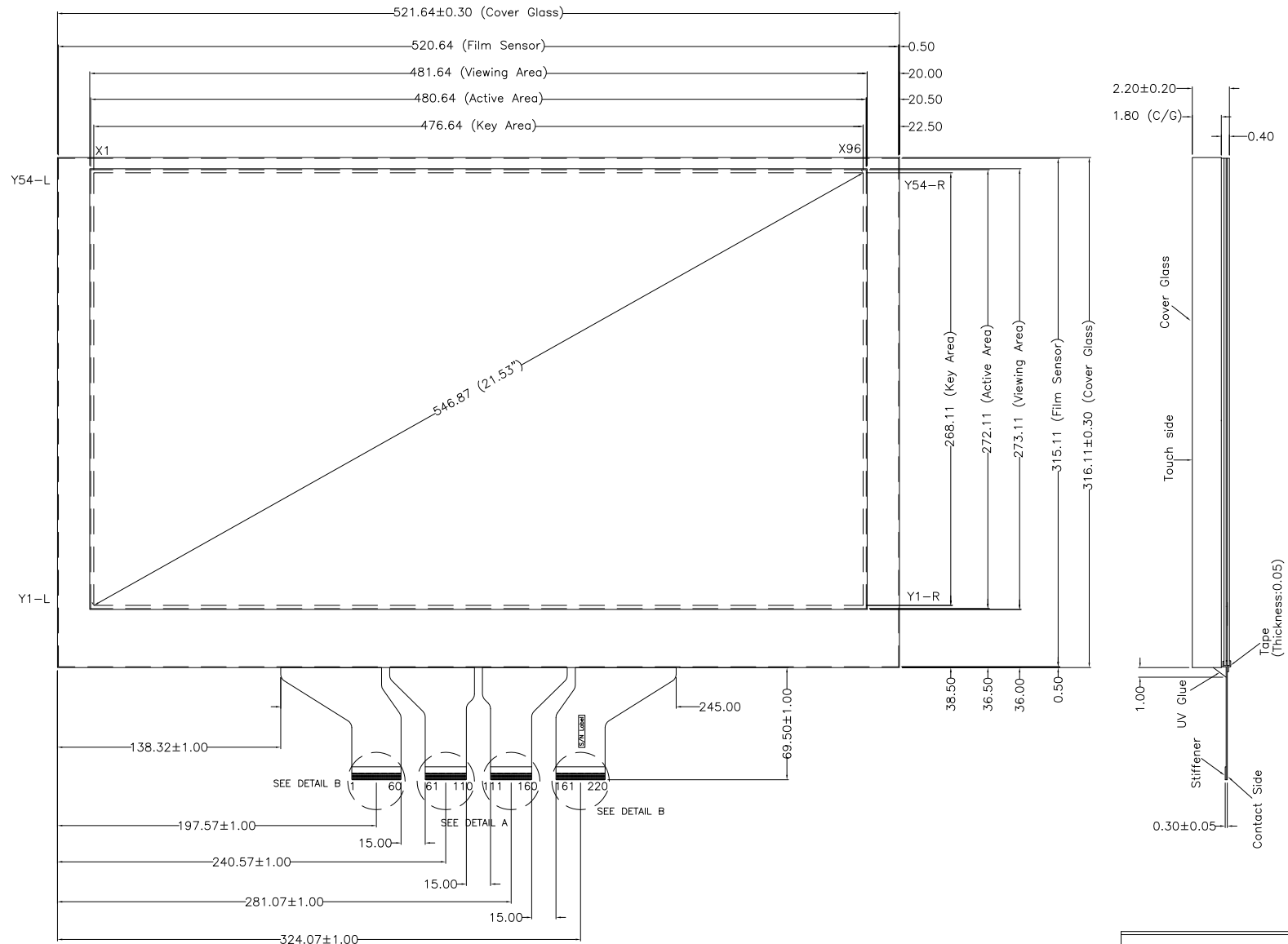


Touch Side View

CONNECTOR PINOUT	
PIN#	DESIGNATION
1	Grounding Line
2-3	Blank
4-57	Y54L-Y1L
58-59	Blank
60	Shielding Line
61	Grounding Line
62-109	X1-X48
110	Grounding Line
111	Grounding Line
112-159	X49-X96
160	Grounding Line
161	Shielding Line
162-163	Blank
164-217	Y1R-Y54R
218-219	Blank
220	Grounding Line



NOTES:

- INPUT MODE : PROJECTED CAPACITIVE
- OVERALL THICKNESS : 2.20±0.20mm
- COVER GLASS THICKNESS : 1.80mm
- FRONT SURFACE : CLEAR TYPE
- TAIL TYPE : GOLD PLATED FPC , ZIF
- RECOMMENDED CONTROL BOARDS : PENMOUNT PM1600 SERIES
- OTHER SPEC : SEE APPROVAL SHEET



NO.	DATE	DESIGN	SPECIFICATION	MODIFY	JERRY	CHK
A	Apr 11, 2012					
REVISION						
CHIEF OF DESIGN		APPROVED	Jerry			
ENGINEER		PROJECT MANAGER				
DRAWN BY	Andre	DATE	AUG 16, 2012	XXX		
SHT	1 OF 1	REV.		A	ANGULAR	

TOLERANCES UNLESS SPECIFIED		MODEL NAME : P3017-A2
X	± 0.50	DWG NO : P3017-A2-1-011
XX	± 0.50	
XXX	± 0.30	
SCALE: N/S UNIT: mm		

Apex Material Technology Corp.